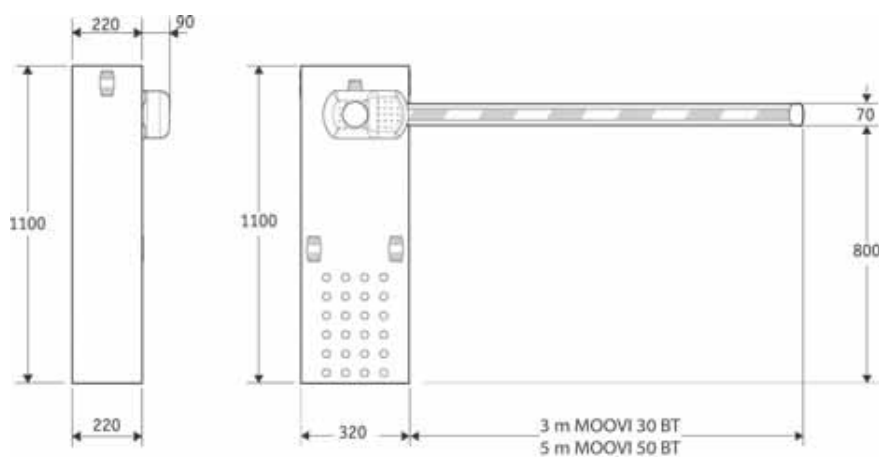
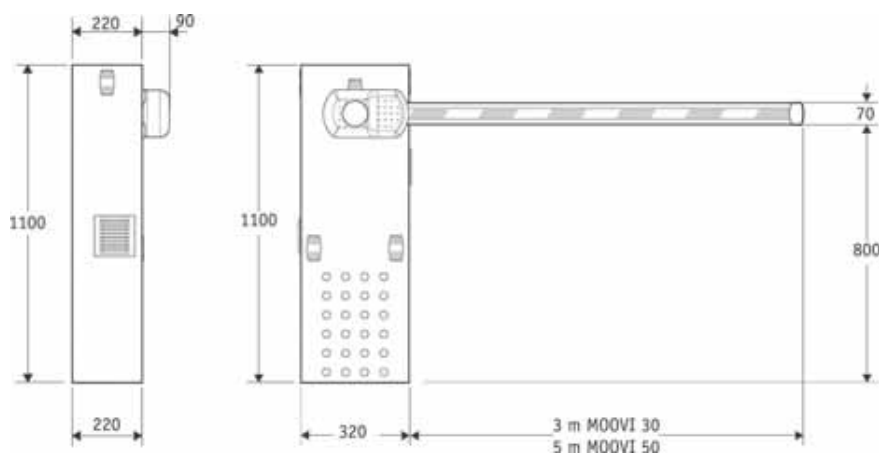



Dimensions



Technical features

	MOOVI 30 BT	MOOVI 30 RMM	MOOVI 30S	MOOVI 50 BT	MOOVI 50 RMM
Control unit	LIBRA C MV	LEO MV D		LIBRA C MV	LEO MV D
Power supply	24V	230V	230V	24V	230V
Power input	300W	300W	300W	300W	300W
Opening or closing time	2sec.	4sec.	1.5 + slowdownsec.	3.5sec.	8sec.
Type of limit switch	electronic open/close	electric, incorp. and adjustable	electric, incorp. and adjustable	electronic open/close	electric, incorp. and adjustable
Slowdown	adjustable		adjustable	adjustable	
Impact reaction	Encoder	Encoder	Encoder	Encoder	Encoder
Locking	Mechanical	Mechanical	Mechanical	Mechanical	Mechanical
Release	personal release key	personal release key	personal release key	personal release key	personal release key
Frequency of use	very intensive	very intensive	very intensive	very intensive	Intensive
Environmental conditions					
Actuator weight	41kg	35.6kg	33.6kg	42kg	35.6kg

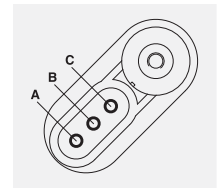
ACCESSORIES		USEFUL LENGTH OF BOOM AND BALANCING																							
BIR Rubber Edge																									
	GAM Swinging Tip Rest																								
KIT MOOVI BT LIGHT																									
	MOOVI BT PCA (above boom only)																								
MOOVI BT PCA (below boom only)																									
SB Lower Skirt																									
	A																								
MOOVI 50	MIN L																								
	MAX L																								
B	MIN L																								
	MAX L																								
C	MIN L																								
	MAX L																								



L: USEFUL LENGTH OF BOOM.

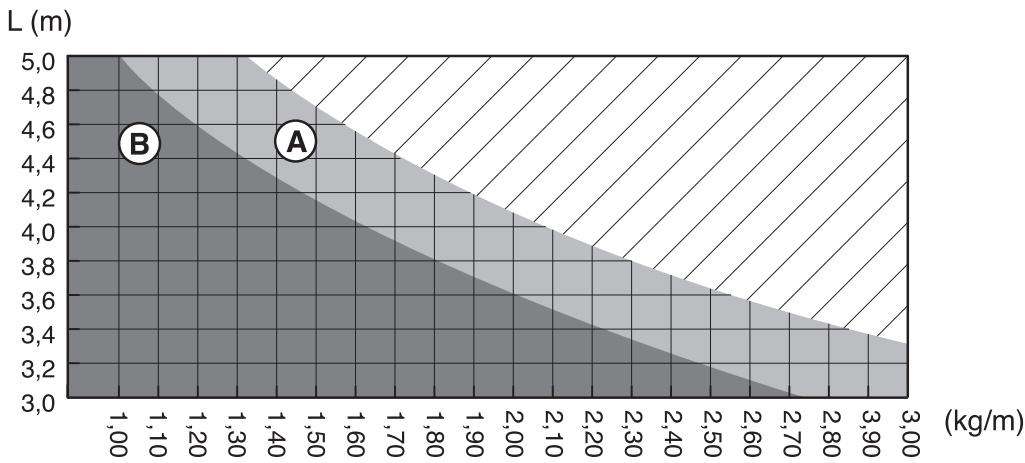
Useful length of boom and balancing

	Weight
PA*	1.028
BIR Rubber Edge	1.25
SB Lower Skirt	0.51
1PCA Upper Rubber Profile	0.16
2PCA Lower Rubber Profile	0.32
MOOVI Light Kit + 1PCA	0.23

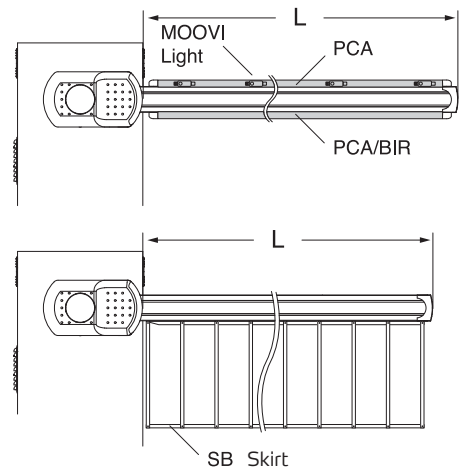
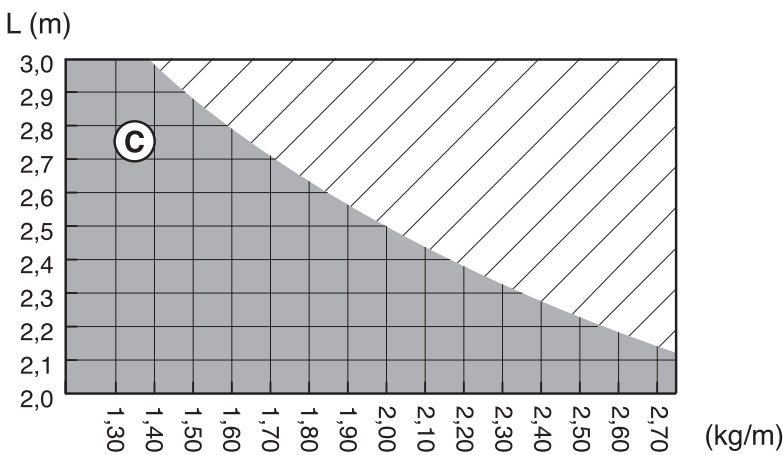


PA* Weight of boom without accessories

MOOVI 50 RMM

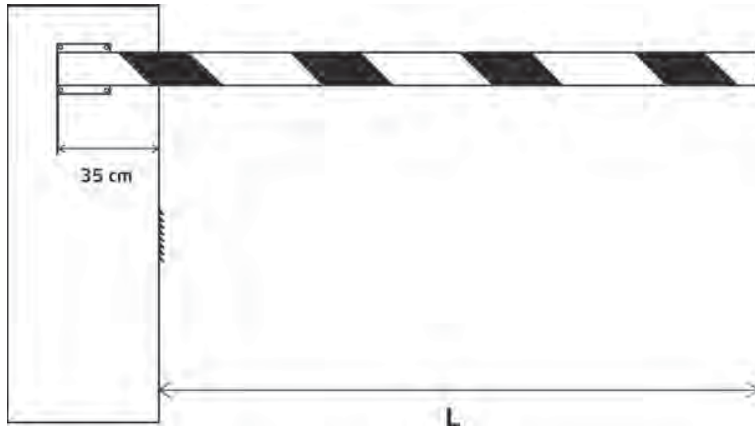


MOOVI 30 RMM

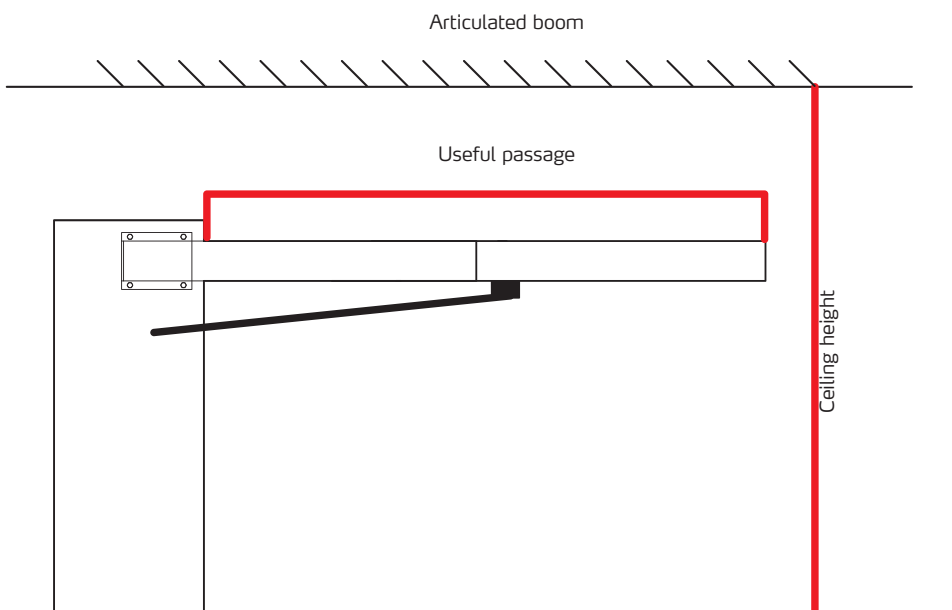
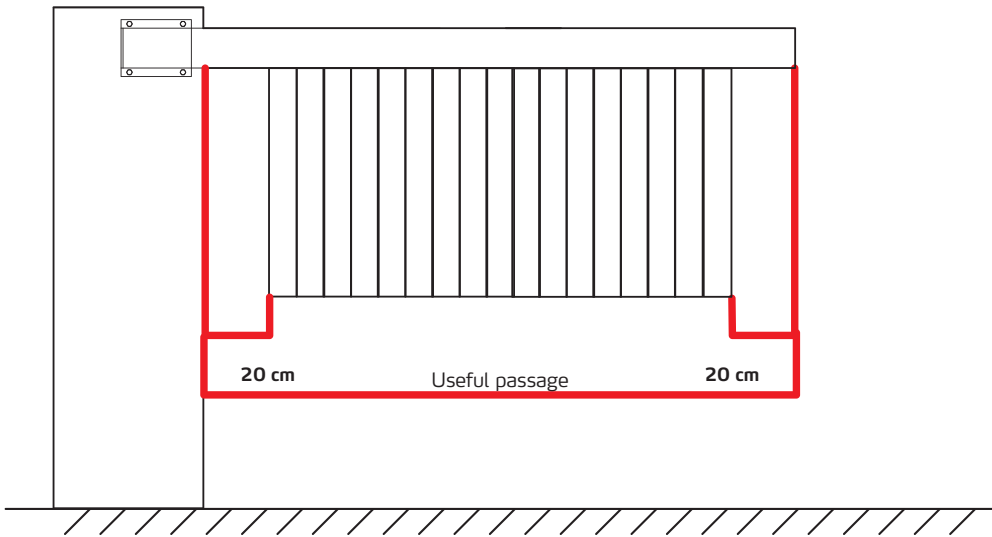


ACCESSORIES		USEFUL LENGTH OF BOOM AND BALANCING																					
BIR Rubber Edge																							
GAM Swing Tip Rest																							
KIT MOOVI BT LIGHT																							
MOOVI BT PCA (above boom only)																							
MOOVI BT PCA (below boom only)																							
SB Lower Skirt																							
MOOVI BT 50	A	MIN L	3.2 m	3.2 m	3.2 m	3.3 m	3.3 m	3.7 m	3.8 m	4 m	4.2 m	4.3 m	4.5 m	4.8 m	3.4 m	3.4 m	3.6 m	4.1 m	4.2 m	4.4 m	4.6 m	4.7 m	5 m
		MAX L	3.5 m	3.5 m	3.6 m	3.7 m	3.7 m	4.2 m	4.3 m	4.5 m	4.7 m	4.8 m	5 m	5 m	3.8 m	3.8 m	4 m	4.5 m	4.6 m	4.9 m	5 m	5 m	5 m
	B	MIN L	4.4 m	2.4 m	2.4 m	2.5 m	2.6 m	2.9 m	2.9 m	3.1 m	3.2 m	3.3 m	3.5 m	3.7 m	2.7 m	2.7 m	2.8 m	3.2 m	3.3 m	3.4 m	3.6 m	3.7 m	3.9 m
		MAX L	5 m	3.3 m	3.3 m	3.3 m	3.5 m	3.9 m	4 m	4.2 m	4.3 m	4.4 m	4.7 m	5 m	3.5 m	3.6 m	3.7 m	4.2 m	4.3 m	4.5 m	4.7 m	4.9 m	5 m
MOOVI BT 30	A	MIN L	2.4 m	2.4 m	2.5 m	2.5 m	2.9 m	2.9 m	2.9 m						2.7 m	2.7 m	2.8 m						
		MAX L	2.7 m	2.7 m	2.7 m	2.8 m	3 m	3 m	3 m						2.9 m	2.9 m	3 m						
	B	MIN L	1.9 m	1.9 m	2 m	2 m	2.3 m	2.3 m	2.5 m	2.5 m	2.6 m	2.8 m	2.9 m	2.9 m	2.2 m	2.2 m	2.3 m	2.6 m	2.7 m	2.8 m	2.9 m		
		MAX L	2.3 m	2.3 m	2.3 m	2.4 m	2.7 m	2.8 m	2.9 m	2.9 m	3 m	3 m	3 m	3 m	3 m	2.5 m	2.5 m	2.6 m	3 m	3 m	3 m	3 m	
C	MIN L	2.1 m	1 m	1.1 m	1.1 m	1.1 m	1.2 m	1.2 m	1.3 m	1.3 m	1.4 m	1.4 m	1.5 m	1.6 m	1.3 m	1.3 m	1.3 m	1.5 m	1.6 m	1.7 m	1.8 m	1.9 m	
	MAX L	3 m	1.9 m	2 m	2 m	2 m	2.3 m	2.3 m	2.5 m	2.5 m	2.6 m	2.8 m	2.8 m	2.9 m	2.2 m	2.2 m	2.3 m	2.6 m	2.7 m	2.8 m	2.9 m	3 m	

Useful length of boom and balancing



L: USEFUL LENGTH OF BOOM.






Description

Range of barriers for intensive use, for clear openings of up to 8 metres.

The wide range of accessories, the built-in blinker and the fittings for photocells make them ideal in all contexts



24V

((ER-Ready))



Control unit with programming display and built-in dual channel radio receiver fitted to the top of the unit for easier, handier access.



Limit switch system with electronic adjustment that speeds up installation and ensures maximum precision in movement.

Backup battery power supply system, installable on-board unit.



Summary table

Code	Name	Voltage	Useful passage	Legend
P941008 00001	MICHELANGELO 40 BLUE	24V	4m	A
P941005 00001	MICHELANGELO 40 RED	24V	4m	A
P941002 00001	MICHELANGELO 60 BLUE	24V	6m	A
P941006 00001	MICHELANGELO 60 RED	24V	6m	A
P941004 00001	MICHELANGELO 80 BLUE	24V	8m	A
P941007 00001	MICHELANGELO 80 RED	24V	8m	A